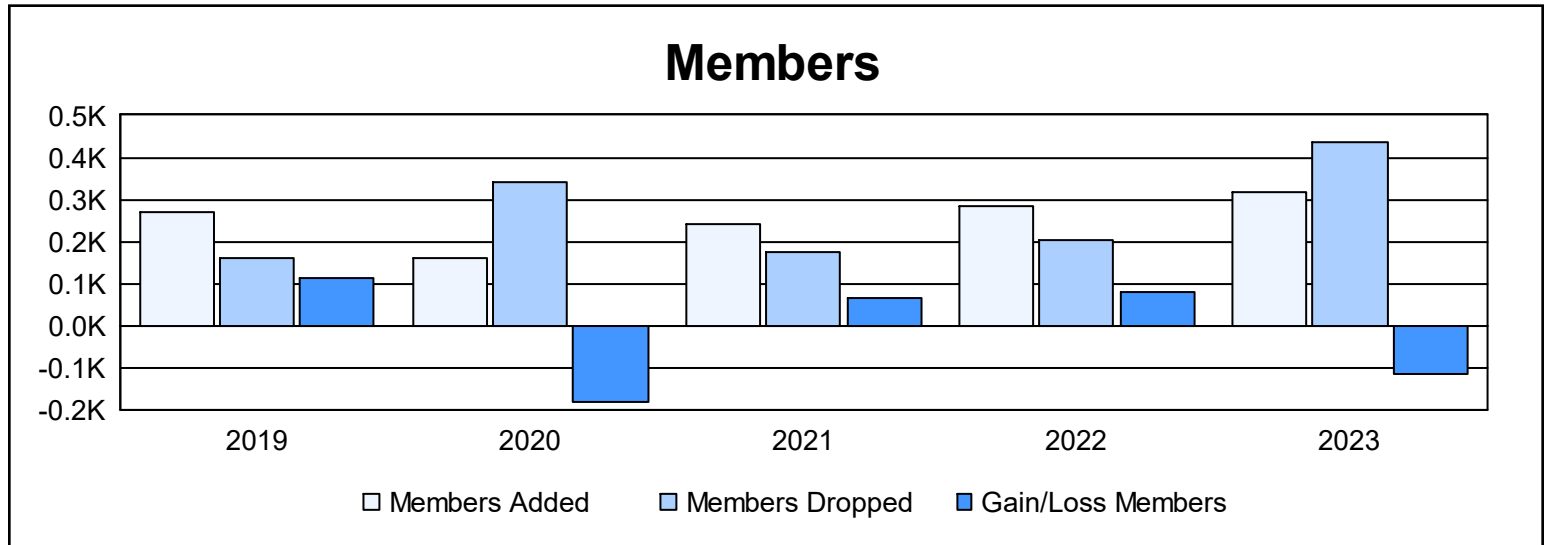
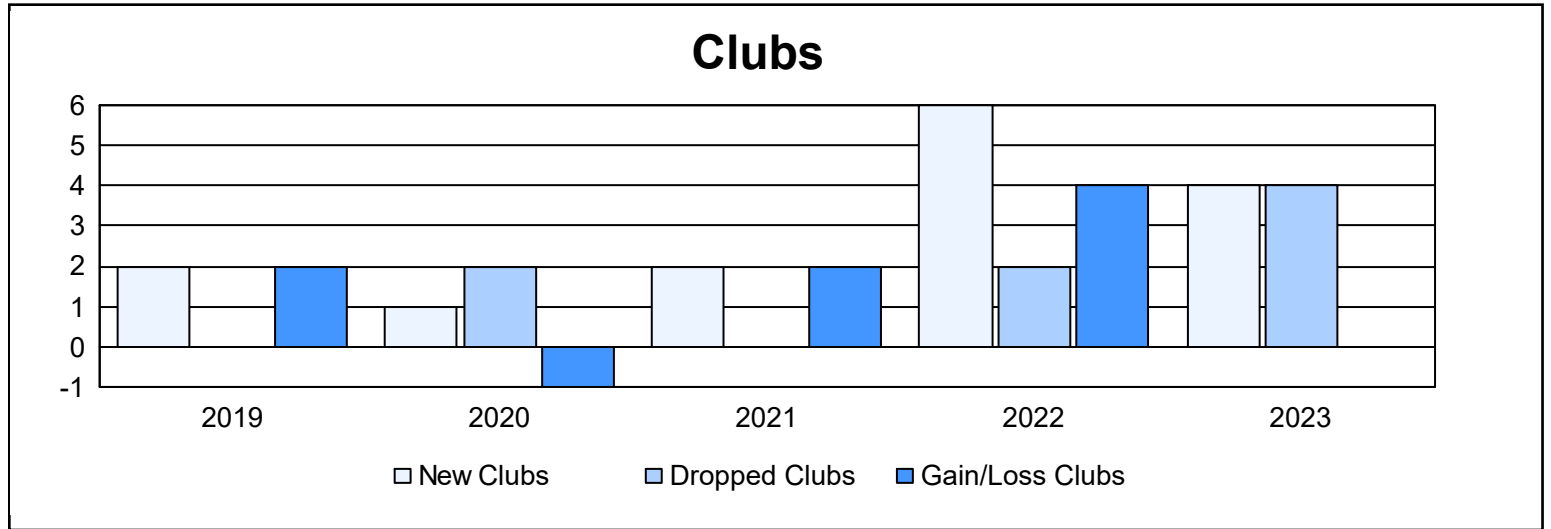
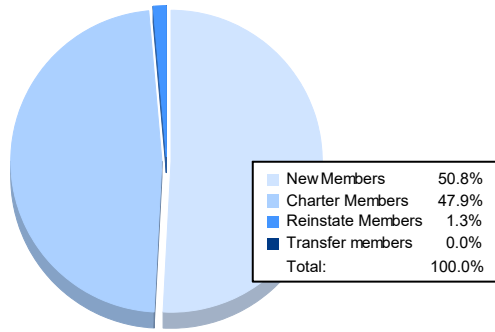


Year	New Clubs	Dropped Clubs	Gain/ Loss Clubs	New Members	Charter Members	Reinstate Members	Transfer Members	Total Member Added	Total Members Dropped	Gain/ Loss Members
2018-2019	2	0	2	197	62	5	7	271	160	111
2019-2020	1	2	-1	83	28	42	9	162	343	-181
2020-2021	2	0	2	168	53	18	2	241	175	66
2021-2022	6	2	4	145	127	11	2	285	204	81
2022-2023	4	4	0	161	152	4	0	317	434	-117
<b>Average</b>	<b>3</b>	<b>2</b>	<b>1</b>	<b>151</b>	<b>84</b>	<b>16</b>	<b>4</b>	<b>255</b>	<b>263</b>	<b>-8</b>



### Membership Composition June 2023 Cumulative



### Gender Composition June 2023 Cumulative

